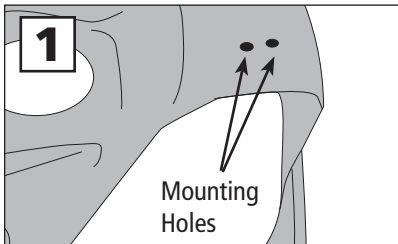
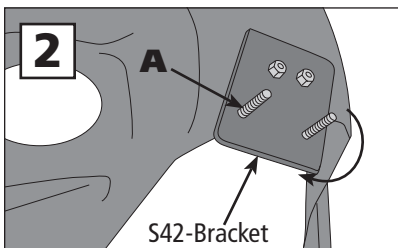


Assembly and Installation

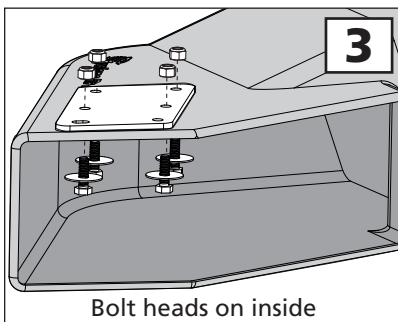
This Mower Deck Adapter (MDA) is designed to work with several mower deck designs. The MDA does not need an airtight fit to deliver exceptional vacuum performance. It simply needs to be installed in front of the opening on the mower deck. Follow the instructions below to install.



1. Remove the hinged grass deflector from your mower deck to expose the deck opening and the two mounting holes. (Fig. 1)

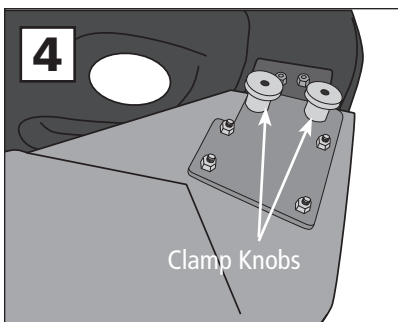


2. Install two 5/16-18 x 1.5 full thread bolts up through the two wide holes in the S42 Bracket (Fig. 2A).



3. Attach the S42-Bracket to the mower deck using two 5/16 x 1-inch bolts and two small washers under the lock nuts. The bolt heads should be on the underside of the deck.

NOTE: Make sure the S42 bracket pivots all the way to the left to avoid a gap between the deck and the boot before tightening. (Fig. 2)



4. Attach the the S42 Boot plate onto the MDA with four 5/16 x 1-inch bolts, each with a 5/16 fender washer, up through the inside of the boot and the boot plate. Secure with the 5/16 nylon lock nuts. (Fig. 3)

5. Install the MDA Assembly onto the mower deck. Place one rubber washer on each stud and spin on the Boot Plate Clamp Knobs.(Fig. 4)

6. Connect the hose collar onto the MDA with the latches and cut the hose to length as described in your owner's manual if needed.

That's it you're finished!

Safety Note:
If you remove the Mower Deck Adapter later, you MUST re-install the grass deflector.

COMPONENT LIST MDA-Y

PART NO.	NAME	QTY
01-02-102	Special Boot w/strikes	1
05-02-102	Special Boot w/strikes - XL	1
06-02-102	Special Boot w/strikes - Z-10	1
01-01-150	5/16-18 x 1.5 Full-thread bolt	2
01-01-151	5/16-18 Nylon lock nut	6
01-01-152	5/16 Washer	4
01-01-171	5/16-18 x 1 Bolt	6
01-01-175	5/16 Fender washer	4
01-01-291	Clamp Knob - Boot Plate	2
01-01-365	Warning Label	1
01-01-501	S42-Bracket	1
01-01-573	S42-Boot Plate	1
01-01-1990	Rubber washer	2
01-02-564	Standard strike w/hardware	3
01-02-142	8" x 8" Collar complete - green	1
01-02-486	7" x 8" Collar complete	1
05-02-080	8" x 8" Collar complete - yellow	1
06-02-080	10" x 10" Collar complete	1
08-02-080	8" x 6" Collar complete	1

