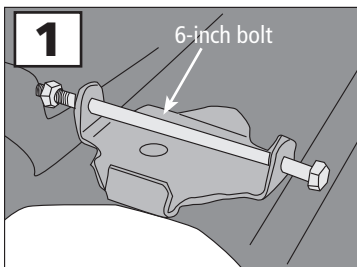


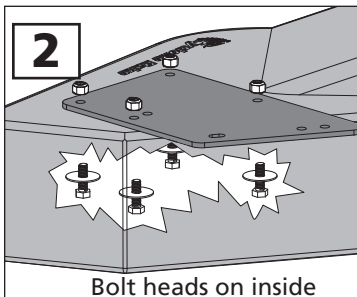
Assembly and Installation

This Mower Deck Adapter (MDA) is designed to work with several mower deck designs. The MDA does not need an airtight fit to deliver exceptional vacuum performance. It simply needs to be installed in front of the opening on the mower deck. Follow the instructions below to install.

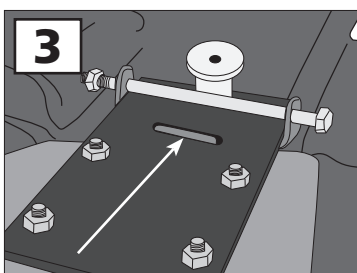
1. Remove grass deflector from mower. Save the parts in the event you want to re-install it later.
2. Remove the pivot rod. You may have to break off the steel spring washer with pliers to get the pivot rod free. Don't worry about this. The 6-inch bolt and nylon lock nut we supply will work perfectly in place of the pivot rod, if you ever want to re-install your grass deflector in the future.



3. Install the 6-inch bolt through the holes in the support bracket. Tighten the nylon lock nut until the bolt protrudes about 1/4-inch past the end of the nylon lock nut. (Fig. 1)



4. Install the four 5/16 x 1-inch bolts, each with a 5/16 fender washer, up through the inside of the boot and the boot plate. Secure with the 5/16 nylon lock nuts. (Fig. 2)



5. Slide the end of the S48-Boot Plate under the 6-inch bolt, so that the slot in the plate drops over the hook on the mower deck. Then spin on the S48-Clamp Knob and tighten securely. (Fig. 3)

6. Connect the hose collar onto the MDA with the latches and cut the hose to length as described in your owner's manual if needed.

That's it you're finished!

Safety Note:
If you remove the Mower Deck Adapter later, you MUST re-install the grass deflector.

COMPONENT LIST MDA-X

PART NO.	NAME	QTY
01-02-102	Special Boot w/strikes	1
05-02-102	Special Boot w/strikes - XL	1
06-02-102	Special Boot w/strikes - Z-10	1
01-01-151	5/16-18 Nylon lock nut	5
01-01-171	5/16-18 x 1 Bolt	4
01-01-175	5/16 Fender washer	4
01-01-217	5/16-18 x 6 Bolt	1
01-01-365	Warning Label	1
01-01-830	S48-Boot Plate	1
01-01-834	S48-Clamp Knob	1
01-02-564	Standard strike w/hardware	3
01-02-142	8" x 8" Collar complete - green	1
01-02-486	7" x 8" Collar complete	1
05-02-080	8" x 8" Collar complete - yellow	1
06-02-080	10" x 10" Collar complete	1
08-02-080	8" x 6" Collar complete	1

