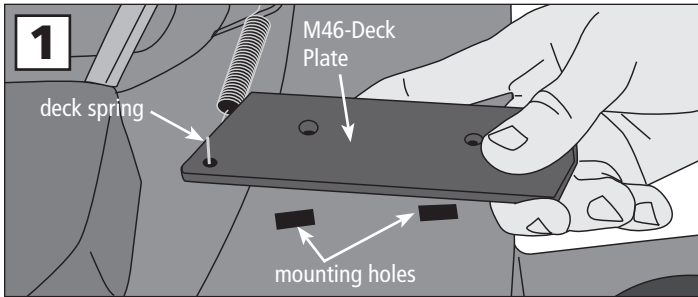
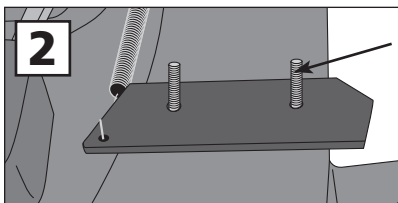


Assembly and Installation

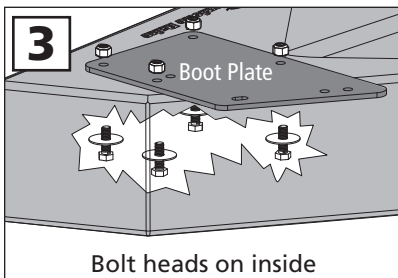
This Mower Deck Adapter (MDA) is designed to work with several mower deck designs. The MDA does not need an airtight fit to deliver exceptional vacuum performance. It simply needs to be installed in front of the opening on the mower deck. Follow the instructions below to install.



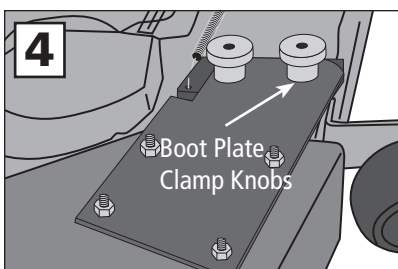
1. Remove the hinged grass deflector shield and hinge bracket from your mower deck to expose the deck opening and the two mounting holes. Connect the mower deck spring to the M46-Deck Plate as shown and place the Deck Plate over the holes in the mower deck.



2. Push the two 5/16 x 1.5 inch bolts up through the bottom of the mower deck and screw them into the threaded holes in the M46-Deck Plate. Tighten firmly with a wrench. You will now have two threaded studs protruding from your mower deck.



3. Install the four 5/16 x 1-inch bolts, each with a 5/16 fender washer, up through the inside of the boot and the boot plate. Secure with the 5/16 nylon lock nuts.



4. Position the MDA over the opening in the mower deck over the threaded studs. Put a rubber washer on each stud and spin on the Boot Plate Clamp Knobs to secure.

5. Connect the hose collar onto the MDA with the latches and cut the hose to length as described in your owner's manual if needed.

That's it you're finished!

Safety Note:
*If you remove the Mower Deck Adapter later, you **MUST** re-install the grass deflector.*

COMPONENT LIST MDA-Q

PART NO.	NAME	QTY
01-02-102	Special Boot w/strikes	1
05-02-102	Special Boot w/strikes - XL	1
06-02-102	Special Boot w/strikes - Z-10	1
01-01-150	5/16-18 x 1.5 Full-thread bolt	2
01-01-151	5/16-18 Nylon lock nut	4
01-01-152	5/16 Washer	2
01-01-171	5/16-18 x 1 Bolt	4
01-01-175	5/16 Fender washer	4
01-01-291	Clamp Knob - Boot Plate	2
01-01-365	Warning Label	1
01-01-839	M46-Boot Plate	1
01-01-840	M46-Deck Plate	1
01-01-1990	Rubber washer	2
01-02-564	Standard strike w/hardware	3
01-02-142	8" x 8" Collar complete - green	1
01-02-486	7" x 8" Collar complete	1
05-02-080	8" x 8" Collar complete - yellow	1
06-02-080	10" x 10" Collar complete	1
08-02-080	8" x 6" Collar complete	1

