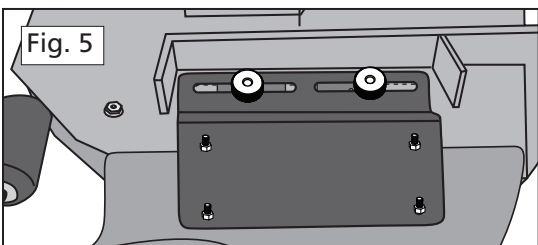
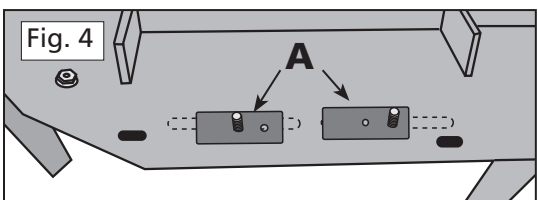
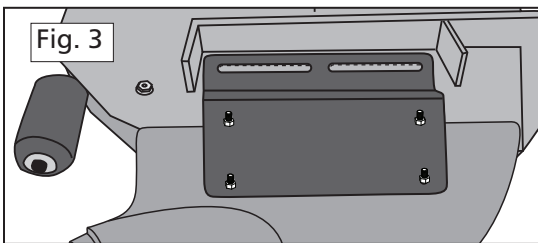
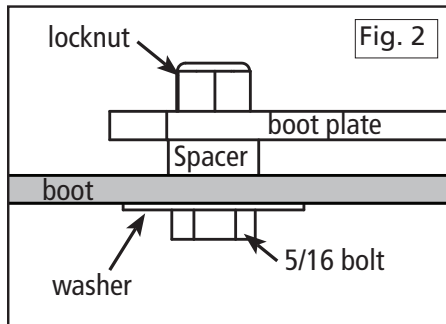
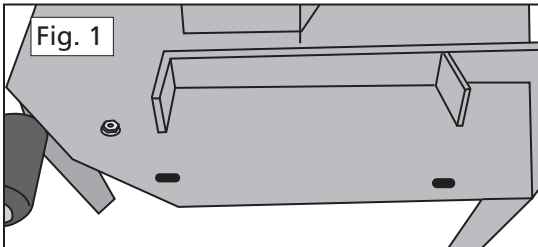


Assembly and Installation

This Mower Deck Adapter (MDA) is designed to work with several mower deck designs. The MDA does not need an airtight fit to deliver exceptional vacuum performance. It simply needs to be installed in front of the opening on the mower deck. Follow the instructions below to install.

Safety Note:
If you remove the Mower Deck Adapter later, you MUST re-install the grass deflector.



1. Remove the hinged grass deflector from your mower deck to expose the deck opening (Fig. 1). On most machines this is just a matter of removing two bolts.
2. Install the four 5/16 x 1.5 inch bolts, each with a 5/16 fender washer, up through the inside of the boot, place one spacer on each bolt. Then, place the boot plate on top and secure with the 5/16 nylon lock nuts.(Fig. 2)
3. Hold the pre-cut boot up against the mower deck opening. The slotted portion of the Standard Boot Plate will lay on top of the mower deck surface. (Fig. 3)
4. Trace the outline of the slots onto your mower deck with a marker pen. Drill two 5/16" holes for the mounting bolts within each slot range. Push the two 5/16" x 1.5" bolts up through the bottom of the mower deck. Thread the bolts into the Support Blocks (A). The bolt heads should be on the inside of the mower deck. Tighten securely. (Fig. 4)
5. Position the Boot Plate over the mower deck mounting bolts. Place one rubber washer on each stud. Spin on the Boot Plate Clamp Knobs over the mounting bolts (Fig. 5).
6. Attach the hose collar onto the MDA with the latches provided. Cut the hose to length as described in your owner's manual.

That's it you're finished.

Note: Parts List on reverse.

COMPONENT LIST

MDA-030

PART NO.	NAME	QTY
01-02-145	Short Boot w/strikes	1
05-02-145	Short Boot w/strikes - XL	1
06-02-145	Short Boot w/strikes - Z-10	1
01-01-069	Standard Boot Plate	1
01-01-150	5/16-18 x 1.5 Full-thread bolt	6
01-01-151	5/16-18 Nylon lock nut	4
01-01-152	5/16 Washer -type A series W	2
01-01-175	5/16 Fender washer	4
01-01-291	Clamp knob - Boot Plate	2
01-01-441	Support block	2
01-01-1863	S spacer	4
01-01-1990	Rubber washer	2
01-02-125	Support block, 1.5 bolt & washer 2	
01-02-564	Standard strike w/hardware	3
01-02-142	8" x 8" Collar complete - green	1
01-02-486	7" x 8" Collar complete	1
05-02-080	8" x 8" Collar complete - yellow	1
06-02-080	10" x 10" Collar complete	1
08-02-080	8" x 6" Collar complete	1

