

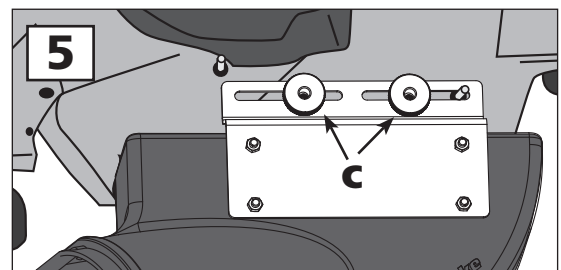
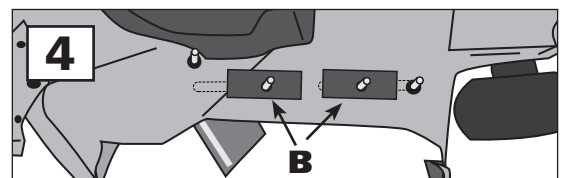
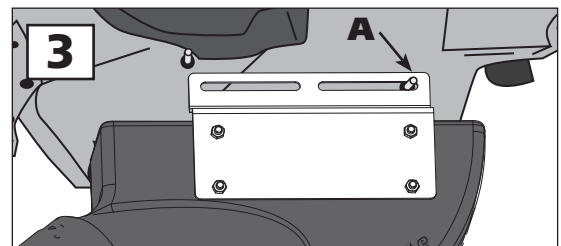
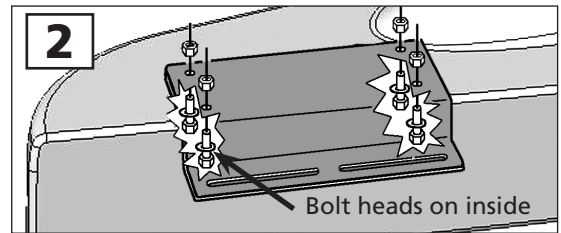
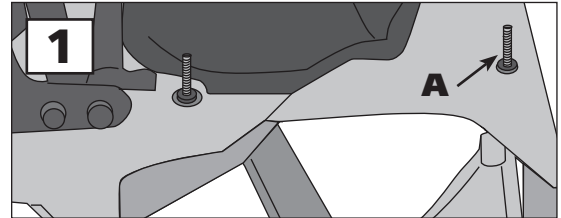
## Assembly and Installation

This Mower Deck Adapter (MDA) is designed to work with several mower deck designs. The MDA does not need an airtight fit to deliver exceptional vacuum performance. It simply needs to be installed in front of the opening on the mower deck. Follow the instructions below to install.

1. Remove the hinged grass deflector from your mower deck to expose the deck opening. (Fig. 1) The existing bolts will remain on the deck. They will not interfere with the assembly of the MDA.
2. Install the four 5/16 x 1.5 inch bolts, each with a 5/16 fender washer, up through the inside of the boot and the boot plate. Secure with the 5/16 nylon lock nuts. (Fig. 2.)
3. Using the existing bolt closest to the front of the deck (A), place the MDA assembly on the mower deck. The existing bolt (A) must fit into the end of the slot of the Boot Plate. (Fig. 3)
4. Trace the outline of the slots onto your mower deck with a marker pen, then drill two 5/16" holes for the mounting bolts. Push the two 5/16 x 1.5-inch full-thread bolts up through the bottom of the mower deck and screw them into the threaded holes in the small rectangular Support Blocks (B), (Fig.4). Line the two blocks up parallel with each other and tighten the bolts firmly. You will now have two threaded studs protruding up from your mower deck.
5. Install the MDA assembly on the mower deck. Place one rubber washer on each stud. Spin on the Boot Plate Clamp Knobs. (Fig. 5)
6. Attach the hose collar onto the MDA with the latches. Cut the hose to length as described in your Cyclone Rake Owner's Manual if needed.

That's it you're finished!

**Safety Note:**  
**If you remove the Mower Deck Adapter later, you MUST re-install the grass deflector.**



Parts list on reverse.

**COMPONENT LIST**  
**MDA-025**

<b>PART NO.</b>	<b>NAME</b>	<b>QTY</b>
01-02-145	Short Boot w/strikes	1
05-02-145	Short Boot w/strikes - XL	1
06-02-145	Short Boot w/strikes -Z-10	1
01-01-069	Boot Plate	1
01-01-150	5/16-18 x 1.5 Full-thread bolt	6
01-01-151	5/16-18 Nylon lock nut	4
01-01-152	5/16 Washer - type A series W	2
01-01-175	5/16 Fender washer	4
01-01-291	Clamp Knob - Boot Plate	2
01-01-441	Support block	2
01-01-1863	S-Spacer	4
01-01-1990	Rubber washer	2
01-02-125	Support block, 1.5 bolt & washer	2
01-02-564	Standard strike w/hardware	3
01-02-142	8" x 8" Collar complete - green	1
01-02-486	7" x 8" Collar complete	1
05-02-080	8" x 8" Collar complete - yellow	1
06-02-080	10" x 10" Collar complete	1
08-02-080	8" x 6" Collar complete	1

