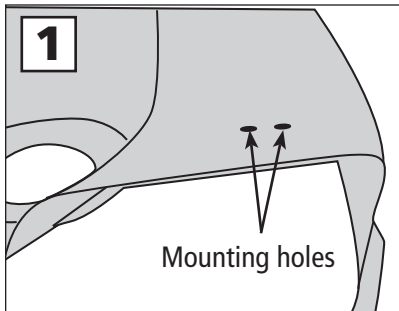
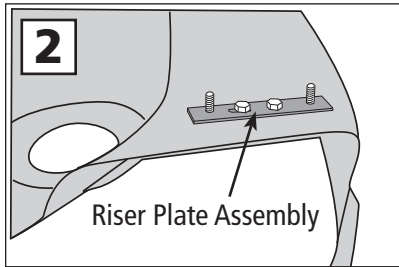


Assembly and Installation

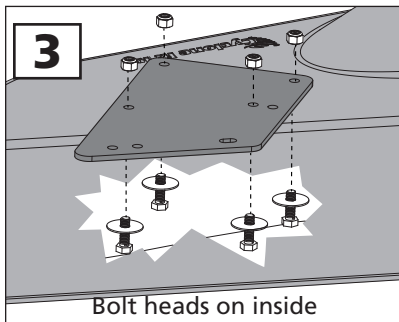
This Mower Deck Adapter (MDA) is designed to work with several mower deck designs. The MDA does not need an airtight fit to deliver exceptional vacuum performance. It simply needs to be installed in front of the opening on the mower deck. Follow the instructions below to install.



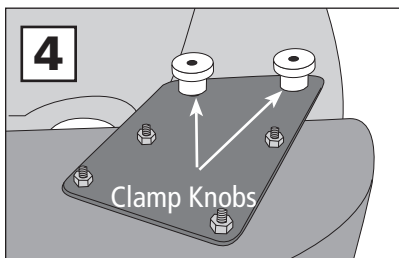
1. Remove the hinged grass deflector from your mower deck to expose the deck opening and the two mounting holes.



2. Attach the Riser Plate Assembly to the mower deck using two 5/16 x 1-inch bolts washers and lock nuts. Put the two 5/16 washers under the nuts.



3. Install the boot plate with the four 5/16 x 1-inch bolts, each with a 5/16 fender washer, up through the inside of the boot and the boot plate. Secure with the 5/16 nylon lock nuts.



4. Position the MDA assembly on to the mower deck. Place one rubber washer on each stud. Spin on the Boot Plate Clamp Knobs over the mounting bolts

5. Connect the hose collar onto the MDA with the latches and cut the hose to length as described in your owner's manual if needed.

That's it you're finished!

Safety Note:
If you remove the Mower Deck Adapter later, you MUST re-install the grass deflector.

COMPONENT LIST MDA-022

PART NO.	NAME	QTY
01-02-145	Short Boot w/strikes	1
05-02-145	Short Boot w/strikes - XL	1
06-01-145	Short Boot w/strikes - Z-10	1
01-01-151	5/16-18 Nylon lock nut	6
01-01-152	5/16 Washer	2
01-01-171	5/16-18 x 1 Bolt	6
01-01-175	5/16 Fender washer	4
01-01-291	Clamp Knob - Boot Plate	2
01-01-809	S42 Boot Plate	1
01-02-454	Riser plate	1
01-01-1990	Rubber washer	2
01-02-564	Standard strike w/hardware	3
01-02-142	8" x 8" Collar complete - green	1
01-02-486	7" x 8" Collar complete	1
05-02-080	8" x 8" Collar complete - yellow	1
06-02-080	10" x 10" Collar complete	1
08-02-080	8" x 6" Collar complete	1

