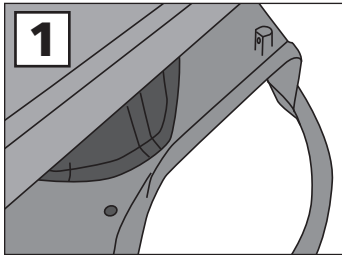


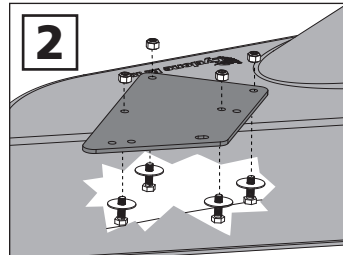
Assembly and Installation

This Mower Deck Adapter (MDA) is designed to work with several mower deck designs. The MDA does not need an airtight fit to deliver exceptional vacuum performance. It simply needs to be installed in front of the opening on the mower deck. Follow the instructions below to install.

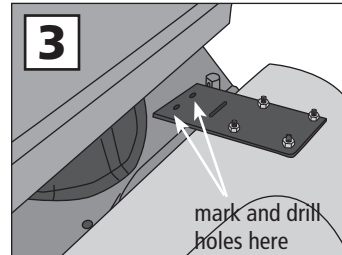
Safety Note:
If you remove the Mower Deck Adapter later, you MUST re-install the grass deflector.



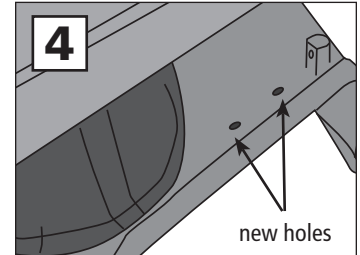
1. Remove the hinged grass deflector from your mower deck to expose the deck opening.



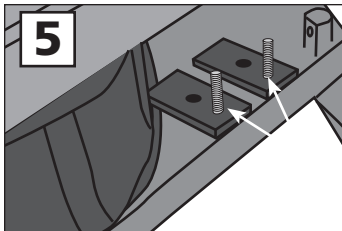
2. Install the four 5/16 x 1-inch bolts, each with a 5/16 fender washer, up through the inside of the boot and the boot plate. Secure with the 5/16 nylon lock nuts.



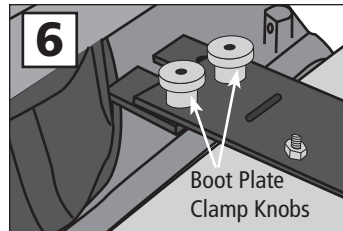
3. Position the MDA and Boot Plate over the opening in the mower deck. Mark the location of the first hole in the Boot Plate onto the mower deck.



4. Drill the first hole. Start with the 1/4" drill bit, followed by the 5/16" bit. Use the boot plate as a guide when drilling the second hole, so your holes line up.



5. Push the two 5/16 x 1.5 inch bolts up through the bottom of the mower deck and screw them into the threaded holes in the support blocks. You will now have two threaded studs protruding up from your deck.



6. Install the MDA assembly onto the mower deck. Place one rubber washer on each stud. Spin on the Boot Plate Clamp Knobs over the mounting bolts.

7. Connect the hose collar onto the MDA with the latches and cut the hose to length as described in your owner's manual if needed.

That's it you're finished!

COMPONENT LIST

MDA-012

PART NO.	NAME	QTY
01-02-143	Standard Boot w/strikes	1
05-02-143	Standard Boot w/strikes - XL	1
06-02-143	Standard Boot w/strikes - Z-10	1
01-01-150	5/16-18 x 1.5 Full-thread bolt	2
01-01-151	5/16-18 Nylon lock nut	4
01-01-152	5/16 Washer	2
01-01-171	5/16-18 x 1 Bolt	4
01-01-175	5/16 Fender washer	4
01-01-291	Clamp Knob - Boot Plate	2
01-01-441	Support Block	2
01-01-830	S48 Boot Plate	1
01-01-1990	Rubber washer	2
01-02-125	Support block, 1.5 bolt & washer	2
01-02-564	Standard strike w/hardware	3
01-02-142	8" x 8" Collar complete - green	1
01-02-486	7" x 8" Collar complete	1
05-02-080	8" x 8" Collar complete - yellow	1
06-02-080	10" x 10" Collar complete	1
08-02-080	8" x 6" Collar complete	1

