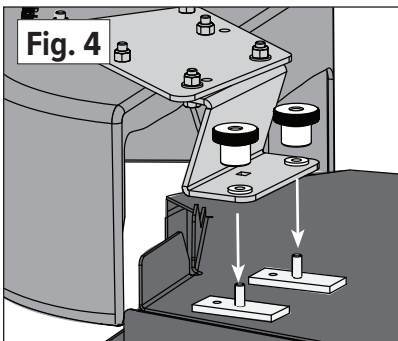
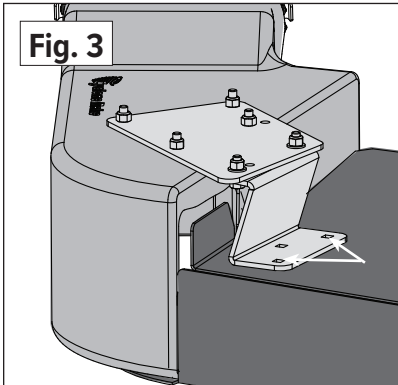
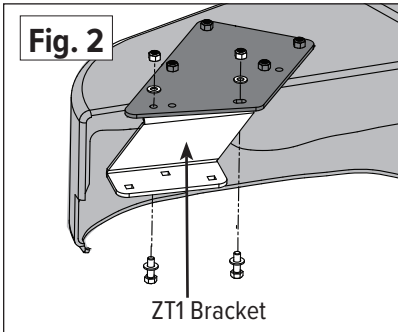
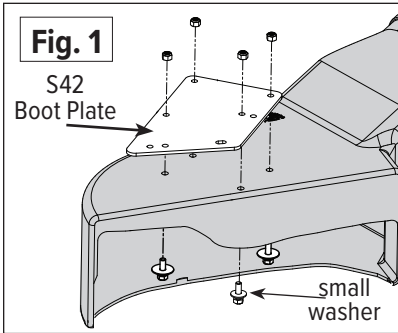


## Assembly and Installation

This Mower Deck Adapter (MDA) is designed to work with several mower deck designs. The MDA does not need an airtight fit to deliver exceptional vacuum performance. It simply needs to be installed in front of the opening on the mower deck. Follow the instructions below to install.

**Safety Note:**  
**If you remove the Mower Deck Adapter later, you MUST re-install the grass deflector.**



1. Remove the hinged grass deflector from your mower deck. Save the hardware.
2. Install the four 5/16 x 1-inch bolts. Three with a 5/16 fender washers and one with a small 5/16 washer. (The bolt closest to the face of the boot.) Push the bolts up through the predrilled holes in the MDA boot and into the S42 Boot plate. (Make sure the bolt heads are inside the boot.) Secure with the 5/16 nylon lock nuts.(Fig. 1)
3. Mount the ZT1-Bracket to the S42 Boot plate with two 5/16 x 1-inch bolts, each with a 5/16 flat washer on top and bottom. (Fig. 2)
4. Place the MDA boot with the brackets onto the mower deck so the curved bottom cutout of the boot sits over the lip of the mower deck rim and the Z-bracket is on top of the mower deck. Adjust the position lengthwise for a better fit. Then, mark the two outermost holes onto your mower deck with a marker pen, then drill two 5/16" holes for the mounting bolts. (Fig. 3)
5. Push the two 5/16 x 1.5-inch full-thread bolts up through the bottom of the mower deck and screw them into the threaded holes in the Support Blocks (Fig. 4). Line the two Support Blocks up parallel with each other and tighten firmly with a wrench. You will now have two threaded studs protruding up from your mower deck. (Fig. 4)
6. Drop the Boot Plate over the threaded studs. Place one rubber washer on each stud. Spin on the Boot Plate Clamp Knobs over the mounting bolts and you're finished! (Fig. 4)

**That's it you're finished.**

### MDA-044 COMPONENT LIST

PART NO.	NAME	QTY
01-02-1145	Kubota Boot w/strikes	1
05-02-1145	Kubota Boot w/strikes - XL	1
06-02-1145	Kubota Boot w/strikes - Z-10	1
01-01-151	5/16-18 Nylon lock nut	6
01-01-152	5/16 Washer	5
01-01-171	5/16-18 x 1 Bolt	6
01-01-175	5/16 Fender washer	3
01-01-291	Clamp Knob - Boot Plate	2
01-01-809	S42 Boot Plate	1
01-01-1990	Rubber washer	2
01-01-2182	Mounting bracket ZT1	1
01-02-125	Support block, 1.5 bolt & washer	2
01-02-142	8" x 8" Collar complete - green	1
01-02-486	7" x 8" Collar complete	1
05-02-080	8" x 8" Collar complete - yellow	1
06-02-080	10" x 10" Collar complete	1
01-02-564	Standard strike w/hardware	2

