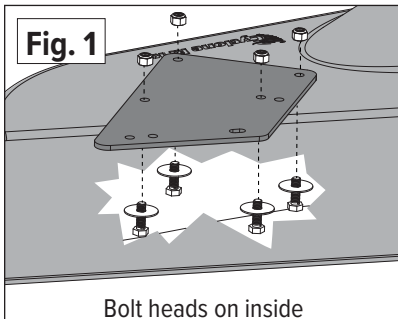


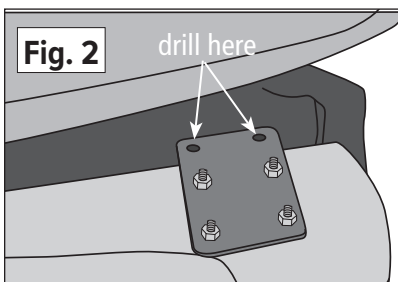
## Assembly and Installation

This Mower Deck Adapter (MDA) is designed to work with several mower deck designs. The MDA does not need an airtight fit to deliver exceptional vacuum performance. It simply needs to be installed in front of the opening on the mower deck. Follow the instructions below to install.

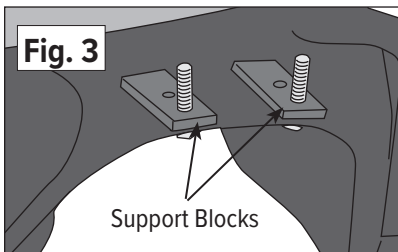
1. Remove the hinged grass deflector shield and hinge bracket to expose the deck opening and mounting holes.



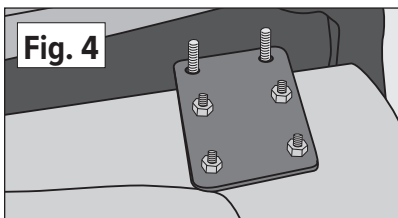
2. Install the four 5/16 x 1-inch bolts, each with a 5/16 fender washer, up through the inside of the boot and the S42 Boot plate. Secure with the 5/16 nylon lock nuts. (Fig.1)



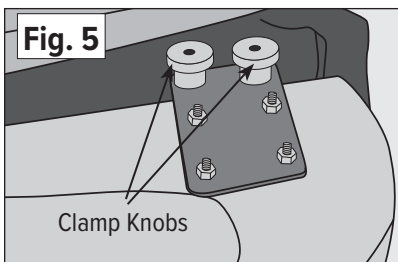
3. Position the MDA over the mounting holes in the mower deck. If the holes do not line up, mark the hole locations in the boot plate onto the mower deck and drill two 5/16-inch holes for the mounting bolts. (Fig. 2)



4. Push the two 5/16 x 1.5-inch bolts up through the bottom of the mower deck and screw them into the threaded holes in the Support Blocks. You will now have two threaded studs protruding from your mower deck. (Fig. 3)



5. Position the MDA over the opening in the mower deck and place the S42 Boot Plate over the threaded studs.(Fig. 4)



6. Place one rubber washer on each stud. Spin on the Boot Plate Clamp Knobs over the mounting bolts. (Fig. 5)

7. Connect the hose collar onto the MDA with the latches and cut the hose to length as described in your owner's manual if needed.

**That's it you're finished!**

**Safety Note:**  
*If you remove the Mower Deck Adapter later, you MUST re-install the grass deflector.*

### MDA-010 COMPONENT LIST

PART NO.	NAME	QTY
01-02-145	Short Boot w/strikes	1
05-02-145	Short Boot w/strikes - XL	1
06-02-145	Short Boot w/strikes - Z-10	1
01-01-150	5/16-18 x 1.5 Full-thread bolt	2
01-01-151	5/16-18 Nylon lock nut	4
01-01-152	5/16 Washer - type A series W	2
01-01-171	5/16-18 x 1 Hex bolt	4
01-01-175	5/16 Fender washer	4
01-01-291	Clamp Knob - Boot Plate	2
01-01-441	Support Block	2
01-01-573	S42 Boot Plate	1
01-01-1990	Rubber washer	2
01-02-125	Support block, 1.5 bolt & washer	2
01-02-564	Standard strike w/hardware	3
01-02-142	8" x 8" Collar complete - green	1
01-02-486	7" x 8" Collar complete	1
05-02-080	8" x 8" Collar complete - yellow	1
06-02-080	10" x 10" Collar complete	1
08-02-080	8" x 6" Collar complete	1

