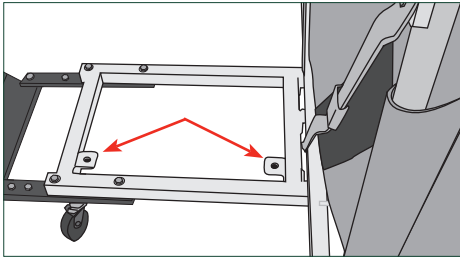




Troubleshooting Engine Installation

There will be some play in the engine after the clamp knobs are tightened down. This is normal. Please refer to the steps below for some of the most common problems and solutions to engine installation. For our fastest service during our peak seasons, please send a note to support@woodlandpowerproducts.com and we will be in touch within 1 business day or, you can contact us at our main line 888-531-7253 and at the prompt, please press 2 for technical support.

Threading the Motor Clamp Handles

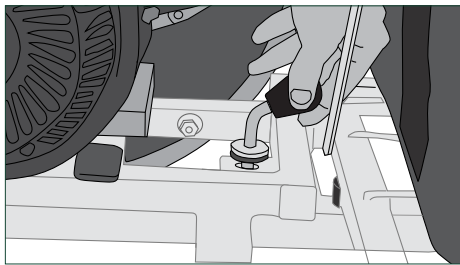


1. Checking your Cyclone Rake.

- If your motor clamp handle will not tighten down all the way, the first thing you should check is the tabs located on the inside of the chassis and the engine frame.
- The tabs on the chassis should be touching the tabs on the engine frame.

2. Is the Chassis Upsidedown?

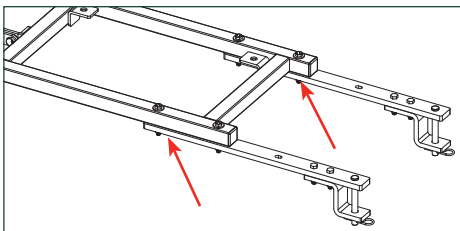
- If there is distance between the tabs on the engine frame and the tabs on the Chassis, the Clamp Handles will not reach both threaded holes to secure the engine unit. This means your Chassis is upside down.
- **The tabs on the Chassis must be on the top side of the Chassis not the bottom.** To correct this you will have to remove the Collector Unit and reassemble the Chassis.



Engine Unit is Very Wobbly.

1. Check the play of your engine.

- If your engine is very wobbly and there is a lot of play it is not properly attached to your rake.



2. Check your hitch forks.

- If your engine will not sit properly on your Chassis and it is crooked, look at your hitch forks.
- Most often if the engine is crooked or not laying properly on top it is because the hitch forks are mounted above the chassis, rather than beneath it.
- **The hitch forks must be mounted below the chassis so that the engine unit can lay flush on top.**

Thanks for being a Cyclone Rake customer and we hope this troubleshooting guide has helped resolve your issue!

WOODLAND POWER PRODUCTS, INC.
72 Acton Street, West Haven, Connecticut 06516

©2020, Woodland Power Products, Inc.